

Scaled data based on original data using  
LM-79-08 Approved Method: Electrical and Photometric Measurements of Solid-  
State Lighting Products

Test Report Prepared for  
Cooper Lighting Solutions  
(formerly Eaton)

Brand: McGRAW-EDISON

Report Number: P200076

Luminaire Tested: **GWC-AF-02-LED-E1-5WQ-600**

Issue Date: 3/3/2020

**Test Information**

Test Method: LM-79-08  
Report Number: P200076  
TEST IS SCALED FROM IESNA LM-79-08 TEST DATA (P24143)  
Test Lab: INNOVATION CENTER P2  
Issue Date: 3/3/2020  
Manufacturer: COOPER LIGHTING SOLUTIONS (FORMERLY EATON)  
Product Line: MCGRAW-EDISON  
Catalog Number: GWC-AF-02-LED-E1-5WQ-600  
Description: GALLEON WALL LUMINAIRE  
(2) 70 CRI, 4000K, 615mA LIGHTSQUARES WITH 16 LEDS EACH AND TYPE V WIDE OPTICS  
Light Source: -  
Ballast/Driver: ELECTRONIC DRIVER

**Summary**

Lumens per Lamp: N/A  
Luminaire Lumens: 8818.8 lumens  
Efficiency: N/A  
Efficacy: 133.6 lumens/watt  
Luminous Opening: Rectangular (W 1' x L: 0.5' x H: 0')  
IES Classification: Type V - Short - Semi-Cutoff  
BUG Rating: B3 - U0 - G2

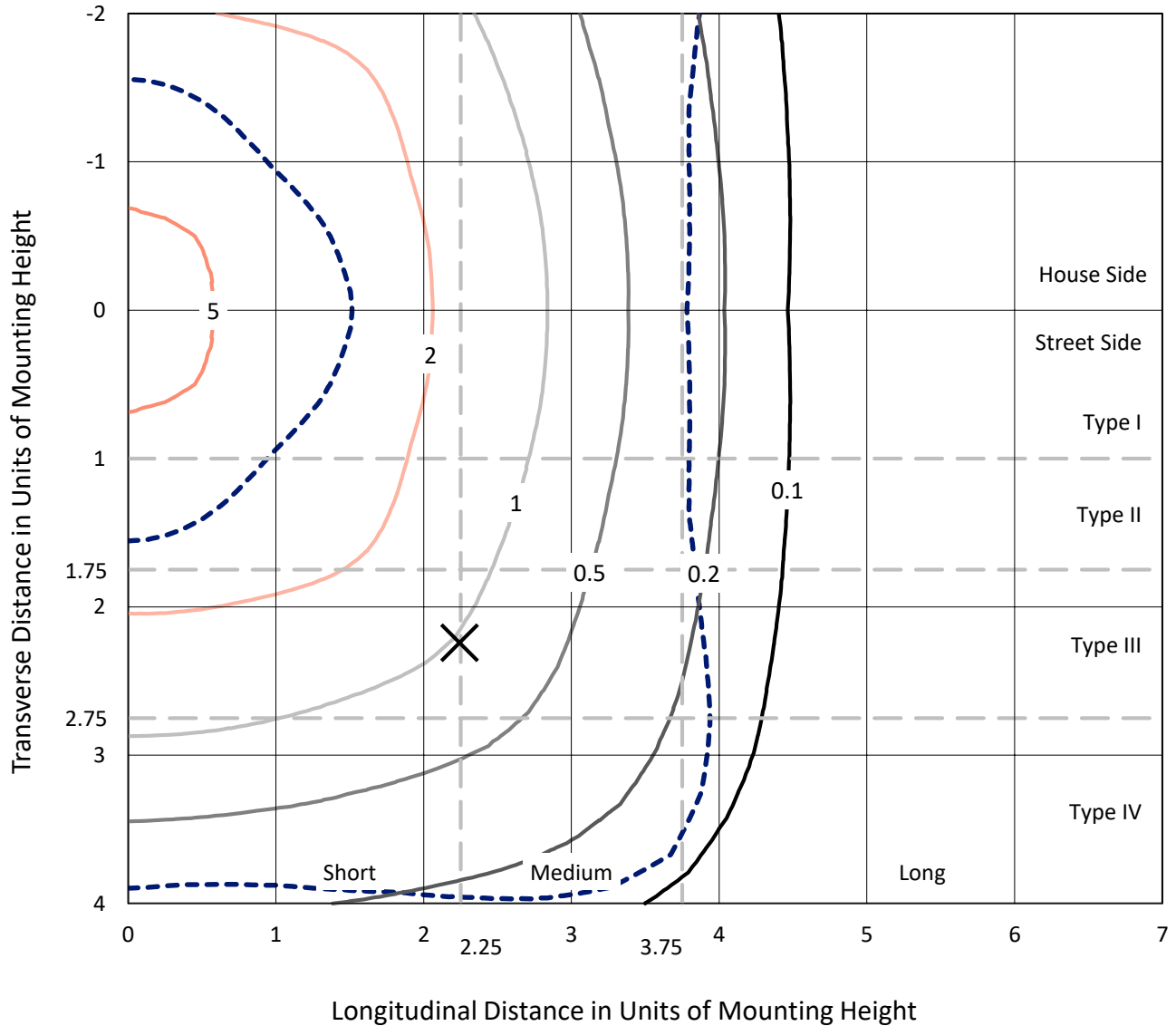
Input Watts (W): 66  
Input Voltage (V): NR  
Input Current (Ain): NR  
Voltage Rise (V): NR  
Power Factor: NR  
Total Harmonic Distortion (THDi): NR  
Frequency (hertz): 60  
Stabilization Time: NR  
Operation Time: NR  
Ambient Temperature (°C): NR  
Test Distance: 25 FT



REPORT NUMBER: P200076  
 CATALOG NUMBER: GWC-AF-02-LED-E1-5WQ-600

### Iso-Footcandle Lines of Horizontal Illumination

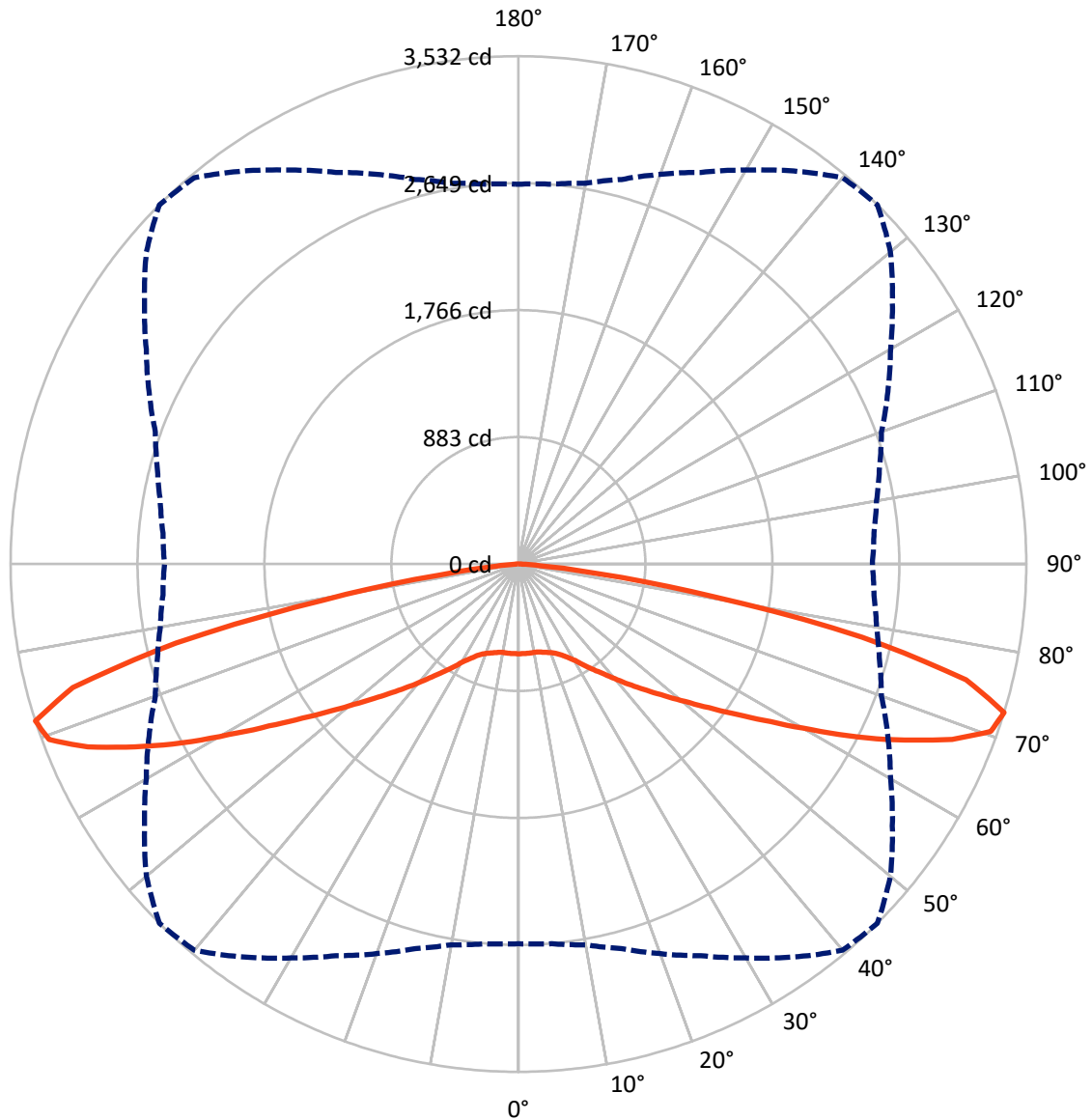
× Max cd  
 - - - 1/2 Max cd



Based on 10 foot mounting height. Maximum calculated value = 6.2 fc  
 Type V - Short - Semi-Cutoff

REPORT NUMBER: P200076  
CATALOG NUMBER: GWC-AF-02-LED-E1-5WQ-600

### Luminous Intensity Polar Plot



— Vertical Plane Through 45-Deg Lateral    - - - Horizontal Cone Through 72.5-Deg Vertical

REPORT NUMBER: P200076

CATALOG NUMBER: GWC-AF-02-LED-E1-5WQ-600

**FLUX DISTRIBUTION:**

		Downward	Upward	Total
<b>House Side</b>	Lumens	4409.4	0.0	4409.4
	% Fixture	50.0	0.0	50.0
<b>Street Side</b>	Lumens	4409.4	0.0	4409.4
	% Fixture	50.0	0.0	50.0
<b>Total</b>	Lumens	8818.8	0.0	8818.8
	% Fixture	100.0	0.0	100.0

**Coefficient of Utilization**

**ZONAL LUMENS:**

Zone	Lumens	% Fixture
0°-10°	59.6	0.7
10°-20°	181.1	2.1
20°-30°	331.0	3.8
30°-40°	570.6	6.5
40°-50°	975.5	11.1
50°-60°	1581.2	17.9
60°-70°	2623.1	29.7
70°-80°	2310.4	26.2
80°-90°	186.3	2.1
90°-100°	0.0	0.0
100°-110°	0.0	0.0
110°-120°	0.0	0.0
120°-130°	0.0	0.0
130°-140°	0.0	0.0
140°-150°	0.0	0.0
150°-160°	0.0	0.0
160°-170°	0.0	0.0
170°-180°	0.0	0.0
0°-90°	8818.8	100.0
0°-180°	8818.8	100.0



REPORT NUMBER: P200076

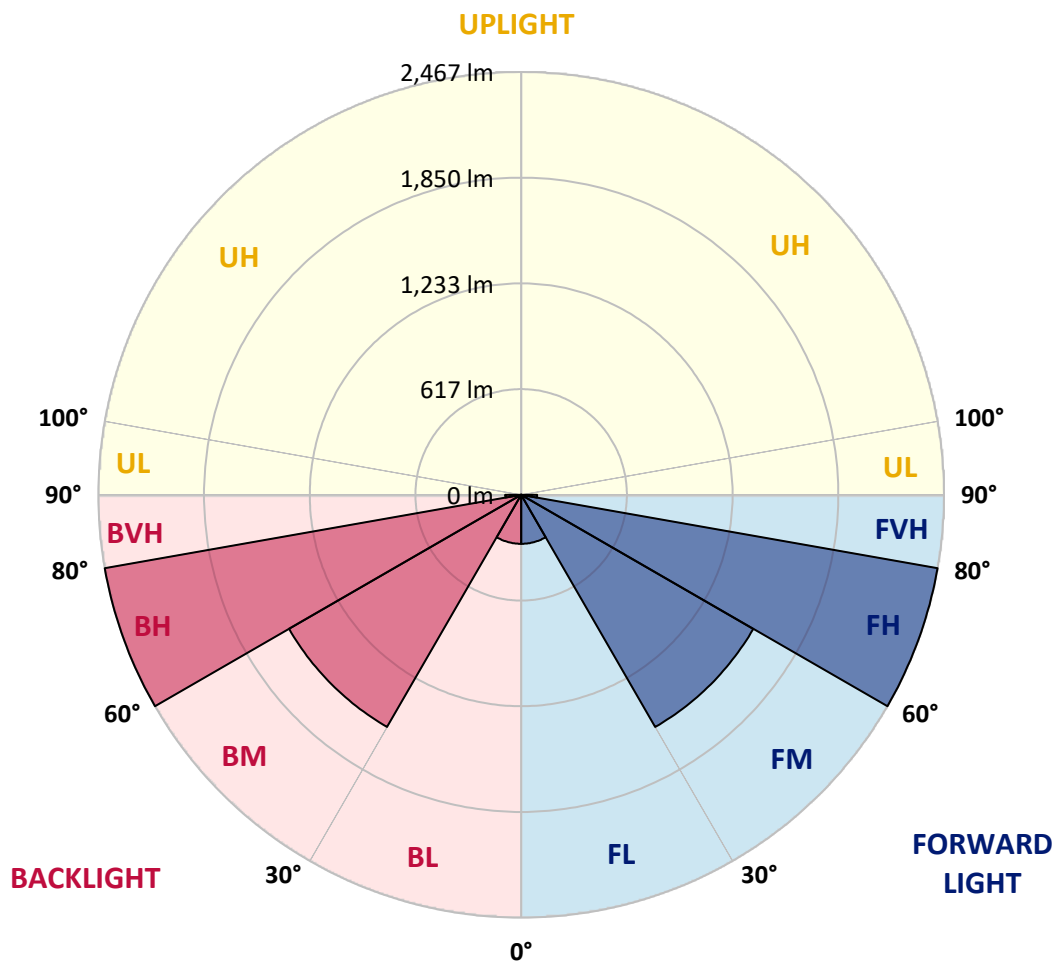
CATALOG NUMBER: GWC-AF-02-LED-E1-5WQ-600

**LUMINAIRE CLASSIFICATION SYSTEM LUMEN TABLE AND BUG RATING:**

Zone		Lumens	% Fixture	Zone Rating/Lumen Limit		
				B	U	G
FL	(0°-30°)	285.9	3.2			
FM	(30°-60°)	1563.7	17.7			
FH	(60°-80°)	2466.7	28.0			G2/5000
FVH	(80°-90°)	93.1	1.1			G1/100
BL	(0°-30°)	285.9	3.2	B1/500		
BM	(30°-60°)	1563.7	17.7	B2/2500		
BH	(60°-80°)	2466.7	28.0	B3/2500		G2/5000
BVH	(80°-90°)	93.1	1.1			G1/100
UL	(90°-100°)	0.0	0.0		U0/0	
UH	(100°-180°)	0.0	0.0		U0/0	

**BUG Rating: B3-U0-G2**

Type V Short





REPORT NUMBER: P200076

CATALOG NUMBER: GWC-AF-02-LED-E1-5WQ-600

**CANDELA DISTRIBUTION (FULL):**

	0°	5°	10°	15°	20°	25°	30°	35°	40°	45°	50°
0°	624.5	624.5	624.5	624.5	624.5	624.5	624.5	624.5	624.5	624.5	624.5
2.5°	624.5	624.9	625.3	624.9	624.9	624.5	624.1	624.5	624.1	623.3	623.7
5°	626.6	627.4	627.4	626.6	627.0	626.6	625.7	626.1	625.3	624.1	624.1
7.5°	629.0	629.3	629.3	628.6	629.0	628.2	627.4	627.0	626.1	624.5	623.3
10°	632.6	633.0	632.6	631.8	631.8	630.5	628.6	627.8	626.1	623.7	622.5
12.5°	636.7	637.1	636.7	635.9	635.5	633.4	631.8	630.5	629.3	627.4	625.3
15°	642.3	643.1	642.3	640.7	639.4	637.8	637.1	637.5	637.8	636.3	634.2
17.5°	652.8	653.3	652.0	648.3	646.7	645.2	645.2	646.0	647.1	646.4	644.4
20°	672.3	671.1	668.2	663.8	661.7	658.9	658.5	658.9	658.9	658.5	656.8
22.5°	696.5	695.7	692.0	686.4	683.5	681.9	679.5	677.5	677.1	675.9	674.2
25°	725.7	725.3	720.8	716.0	713.9	711.9	709.8	707.1	704.6	701.7	700.1
27.5°	762.8	761.2	754.7	752.3	749.5	748.3	745.4	742.3	740.2	736.5	734.6
30°	803.7	803.7	798.4	797.6	797.6	794.8	791.6	785.9	782.3	778.6	777.4
32.5°	844.5	845.0	839.7	841.3	842.5	844.5	845.4	843.3	840.9	840.5	838.1
35°	903.6	901.9	896.7	897.9	897.5	897.1	897.1	901.6	902.3	903.2	898.4
37.5°	976.8	976.8	971.6	971.6	969.1	966.7	963.4	966.3	970.8	972.0	968.7
40°	1060.5	1063.4	1056.9	1056.5	1057.3	1049.6	1046.0	1050.5	1053.2	1058.1	1054.5
42.5°	1159.2	1157.2	1150.7	1149.9	1145.5	1143.0	1139.8	1143.5	1148.0	1151.1	1152.4
45°	1253.8	1252.3	1244.9	1244.9	1240.5	1238.5	1240.1	1246.2	1248.2	1252.7	1257.1
47.5°	1347.3	1345.3	1340.5	1342.4	1342.8	1346.5	1351.7	1357.5	1363.1	1369.1	1371.2
50°	1442.8	1443.2	1438.0	1442.8	1448.8	1458.9	1473.2	1482.4	1494.1	1501.8	1504.2
52.5°	1529.7	1531.4	1537.0	1548.3	1560.5	1580.3	1604.6	1627.2	1646.6	1659.5	1658.7
55°	1634.1	1636.5	1650.2	1669.7	1689.5	1719.5	1755.4	1795.5	1827.8	1846.4	1834.7
57.5°	1767.6	1772.8	1788.2	1814.5	1844.0	1882.8	1932.1	1992.5	2042.6	2067.7	2048.7
60°	1950.8	1954.0	1972.7	2001.7	2037.3	2085.5	2151.4	2232.3	2303.1	2336.2	2314.4
62.5°	2192.3	2198.3	2213.3	2242.8	2279.2	2333.9	2414.4	2515.4	2603.6	2649.7	2600.3
65°	2480.7	2500.1	2512.6	2542.5	2576.5	2634.4	2718.5	2826.9	2921.5	2951.8	2894.8
67.5°	2766.3	2783.2	2805.0	2839.4	2873.8	2938.9	3017.0	3122.1	3226.1	3253.6	3165.0
70°	2891.2	2900.9	2934.8	2981.8	3047.8	3124.6	3214.8	3332.9	3461.6	3484.2	3371.7
72.5°	2640.8	2650.6	2688.5	2768.2	2883.1	3005.2	3162.6	3336.1	3506.0	3531.5	3376.6
75°	1997.3	1981.6	2037.7	2143.3	2298.3	2468.5	2688.5	2937.3	3182.8	3214.8	3030.0
77.5°	1032.3	1030.2	1072.7	1203.7	1388.6	1582.3	1824.6	2105.7	2345.9	2443.0	2292.5
80°	290.8	294.1	314.3	379.4	487.4	627.4	816.6	1079.9	1276.5	1376.8	1292.7
82.5°	114.1	123.0	130.6	142.8	156.9	177.6	237.0	352.7	473.2	565.5	463.1
85°	40.8	43.7	61.9	73.2	74.5	78.5	89.4	104.3	125.8	150.1	123.4
87.5°	15.3	17.0	19.8	32.7	32.3	29.6	36.0	37.6	28.3	25.9	31.9
90°	0.0	0.0	0.0	0.0	0.0	0.0	0.0	0.0	0.0	0.0	0.0



REPORT NUMBER: P200076

CATALOG NUMBER: GWC-AF-02-LED-E1-5WQ-600

**CANDELA DISTRIBUTION (continued):**

	55°	60°	65°	70°	75°	80°	85°	90°
0°	624.5	624.5	624.5	624.5	624.5	624.5	624.5	624.5
2.5°	622.9	623.3	623.3	623.7	624.1	624.1	624.9	624.9
5°	623.3	623.3	622.5	622.9	622.5	622.5	622.9	622.9
7.5°	622.5	622.1	621.2	620.8	620.1	620.1	620.1	620.1
10°	621.2	620.8	620.1	619.7	619.3	619.3	619.3	619.3
12.5°	624.5	623.3	622.5	622.1	622.1	622.1	622.1	622.1
15°	633.0	630.1	628.2	628.2	628.6	629.3	629.3	630.1
17.5°	643.5	640.3	638.2	636.7	637.5	638.6	639.4	640.3
20°	656.0	654.5	651.6	650.0	650.0	651.6	652.4	652.8
22.5°	673.4	672.3	671.1	669.0	669.0	669.8	671.5	671.5
25°	699.4	698.6	697.8	696.1	695.7	695.7	696.5	697.3
27.5°	731.7	732.1	731.3	730.9	729.7	729.3	730.5	730.1
30°	775.0	777.0	779.0	777.4	775.4	774.2	772.9	771.3
32.5°	833.6	831.2	829.6	826.7	823.1	819.9	817.4	814.6
35°	889.0	885.0	883.4	885.8	885.4	883.4	880.6	878.1
37.5°	957.0	956.2	957.0	961.5	960.7	962.7	957.0	956.6
40°	1042.7	1043.5	1049.2	1054.5	1057.3	1060.1	1056.9	1053.6
42.5°	1142.2	1141.8	1143.9	1151.1	1156.0	1159.2	1152.4	1151.5
45°	1247.4	1244.6	1246.2	1252.3	1257.1	1260.8	1253.1	1253.1
47.5°	1363.1	1358.3	1353.0	1359.8	1362.7	1365.1	1359.1	1357.0
50°	1492.1	1482.1	1470.7	1473.5	1473.5	1472.7	1465.0	1464.7
52.5°	1640.2	1621.6	1600.9	1593.2	1588.7	1583.9	1570.5	1564.1
55°	1810.4	1782.5	1750.2	1730.3	1719.8	1706.5	1684.3	1678.2
57.5°	2009.5	1965.8	1910.0	1885.7	1862.2	1840.4	1815.7	1808.8
60°	2245.3	2180.9	2106.9	2062.1	2036.5	2015.5	1990.0	1988.8
62.5°	2508.2	2406.6	2322.9	2282.5	2263.9	2245.3	2221.0	2224.2
65°	2775.5	2669.6	2591.0	2558.3	2540.9	2525.6	2501.3	2504.9
67.5°	3039.3	2941.8	2855.6	2822.0	2802.6	2783.2	2761.4	2765.0
70°	3228.5	3107.6	3010.5	2936.1	2889.6	2836.9	2803.0	2794.5
72.5°	3174.3	2987.8	2833.8	2686.2	2599.5	2529.1	2481.5	2460.8
75°	2747.2	2492.4	2294.2	2113.0	2011.0	1928.2	1867.9	1830.3
77.5°	2040.2	1753.8	1519.6	1310.9	1145.9	1035.0	957.0	906.4
80°	1116.8	849.4	620.8	436.4	320.8	266.6	235.4	220.4
82.5°	347.8	224.4	165.4	142.8	132.7	127.1	117.7	102.7
85°	110.8	97.1	90.2	86.1	82.1	71.6	49.3	44.9
87.5°	42.9	44.1	43.7	41.2	42.0	30.4	24.2	21.5
90°	0.0	0.0	0.0	0.0	0.0	0.0	0.0	0.0

(END OF REPORT)